



Series 150/151 Deci-Center™ Jumpers

FEATURES:


- Aries offers a wide array of jumper configurations and wiring possibilities for all your programming needs.
- Pitch bars help maintain .100 [2.54] conductor spacing.
- 10-color cable allows for easy identification and tracing.
- Consult factory for jumper lengths under the specified minimum length.

SPECIFICATIONS:

- Pitch bar is black UL 94 V-0 Glass-filled 4/6 Nylon.
- Cable insulation is UL Style 2697 Polyvinyl Chloride (PVC).
- Cable laminate is clear PVC, self-extinguishing.
- Conductors are 28 AWG, 7/36 strand, Tinned Copper per ASTM B 33.
- Cable current rating=1 Amp @ 10°C [50°F] above ambient.
- Cable voltage rating=300 Volts.
- Cable temperature rating-176°F [80°C].
- Cable capacitance=13.0 pf/ft. [42.7pf/meter] nominal @1 MHz.
- Crosstalk: 10' sample, 5 ns rise time with 2 lines driven. Near end= 4.7%; Far end=4.3% nominal.
- Insulation resistance=10¹⁰ Ohms (10 ft. [3 meters] min.).

MOUNTING CONSIDERATIONS:

- Suggested PCB hole size=.033 ± .002 [.86 ± .05].



Note: Aries specializes in custom design and production. In addition to the standard products shown on this page, special materials, platings, sizes, and configurations can be furnished, depending on quantities. Aries reserves the right to change product specifications without notice.

ORDERING INFORMATION

XX-XXX-XXXXX

No. of conductors
(up to 24)

Length "L" in inches:
Series 150=3.000 [76.20] min.
Series 151=6.000 [152.40] min.

Optional suffix:
ST=stripped and
Tinned
ends (Series 150)

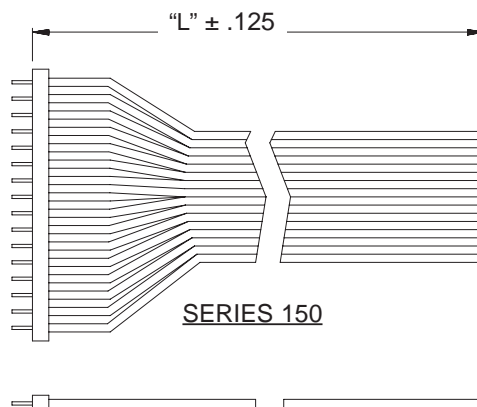
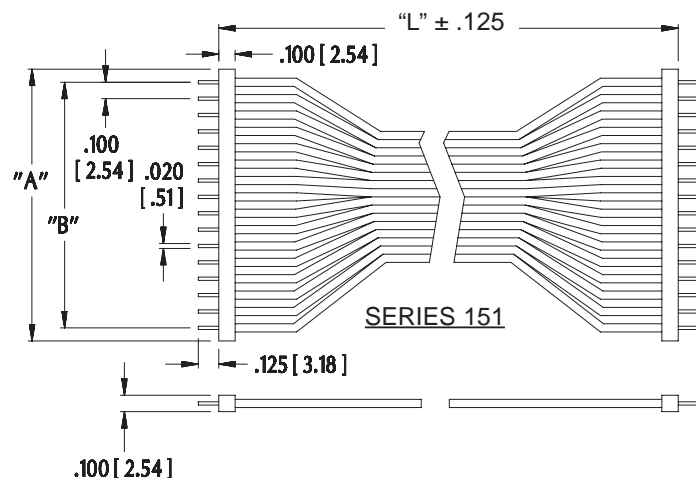
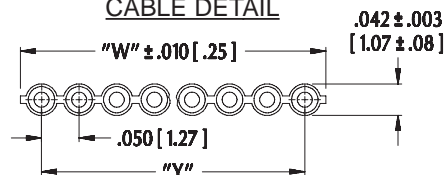
Jumper series:
150=single-ended
151=double ended

ALL DIMENSIONS: INCHES [MILLIMETERS]

All tolerances ± .005 [.13]
unless otherwise specified

- "A"=(NO. OF CONDUCTORS X .100) + .060 [1.52]
- "B"=(NO. OF CONDUCTORS-1) X .100 [2.54]
- "W"=(NO. OF CONDUCTORS X .050 [1.27]) + .005 [.08]
- "Y"=(NO. OF CONDUCTORS-1) X .050 [1.27]

CABLE DETAIL



Frenchtown, NJ USA
TEL: (908) 996-6841
FAX: (908) 996-3891



11010
REV.D