



Series 511 Standard DIP Socket w/Bifurcated Contacts & Solder Pin Tails

FEATURES

- Bifurcated Contacts with Solder Tail or Wire Wrap Pins

GENERAL SPECIFICATIONS

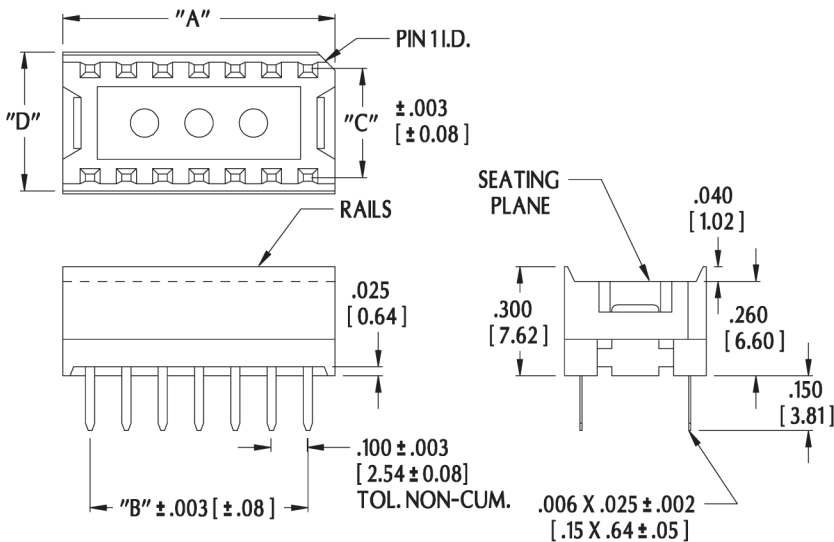
- STANDARD BODY: Black UL 94V-0 Glass-filled 4/6 Nylon
- BIFURCATED CONTACTS: Grade A Spring-tempered Phosphor Bronze per QQ-B-750
- PIN PLATING: 50-130 μ min. matte Sn per ASTM B545-97(2004)e1 over 50 μ Ni per SAE AMS-QQ-N-290B; -OR- 50-130 μ 90/10 Sn/Pb per MIL-T-10727 Type 1 over 50 μ Ni per SAE AMS-QQ-N-290B; -OR- 10 μ [0.25 μ] min. Au per MIL-G-45204 over 50 μ Ni per SAE AMS-QQ-N-290B
- CONTACT CURRENT RATING: 1 amp
- OPERATING TEMPERATURE: -67°F to 221°F [-55°C to 105°C] Sn; -67°F to 257°F [-55°C 125°C] Au
- INSERTION FORCE: 110g/pin average
- WITHDRAWAL FORCE: 75g/pin average
- ACCEPTS LEADS: Flat up to 0.014 thick x 0.020 wide [0.36 x 0.51], Round up to 0.020 [0.51] dia.
- LEAD LENGTHS: accepts lengths from seating plane from 0.075-0.160 [1.91-4.06]

MOUNTING CONSIDERATIONS

- SUGGESTED PCB HOLE SIZE: 0.035 \pm 0.002 [0.89 \pm 0.05] dia.

DIMENSIONS

- "A" = (NO. OF PINS PER ROW X .100 [2.54]) + .050 [1.27]
- "B" = (NO. OF PINS PER ROW - 1) X .100 [2.54]

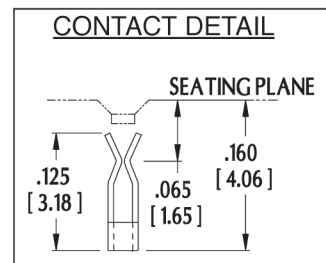


ORDERING INFORMATION

XX-X 511-X XXX XX

- Rails Option
WR = Without Rails
- Plating
0 = Sn
1 = Au
OTL = Sn/Pb
- Termination
1 = Solder Pin Tail
- Series
- Row-to-Row Spacing (Dim. "C")
2 = 0.200 [5.08]
3 = 0.300 [7.62]
6 = 0.600 [15.24]
- No. of Pins
(See Table)

Centers "C"	Width "D"	Available Sizes
0.200 [5.08]	0.290 [7.36]	8, 10
0.300 [7.62]	0.390 [9.90]	8, 14-20
0.600 [15.24]	0.690 [17.54]	8-24, 28-40, 48



ALL DIMENSIONS: INCHES [MILLIMETERS]
ALL TOLERANCES: \pm 0.005 [0.13] UNLESS OTHERWISE SPECIFIED
FOR WIRE WRAP PINS, SEE DATA SHEETS 12005
CONSULT FACTORY FOR OTHER SIZES AND CONFIGURATIONS

CUSTOMIZATION: ARIES SPECIALIZES IN CUSTOM DESIGN AND PRODUCTION. SPECIAL MATERIALS, PLATINGS, SIZES, AND CONFIGURATIONS CAN BE FURNISHED, DEPENDING ON QUANTITY.


ARIES RESERVES THE RIGHT TO CHANGE PRODUCT GENERAL SPECIFICATION WITHOUT NOTICE

PRINTOUTS OF THIS DOCUMENT MAY BE OUT-OF-DATE AND SHOULD BE CONSIDERED UNCONTROLLED



ARIES
ELECTRONICS, INC.

2609 Bartram Road • Bristol, PA 19007-6810 USA
TEL 215-781-9956 • FAX 215-781-9845
WWW.ARIESELEC.COM/INFO@ARIESELEC.COM



12004
Rev. 5.3
1 of 1